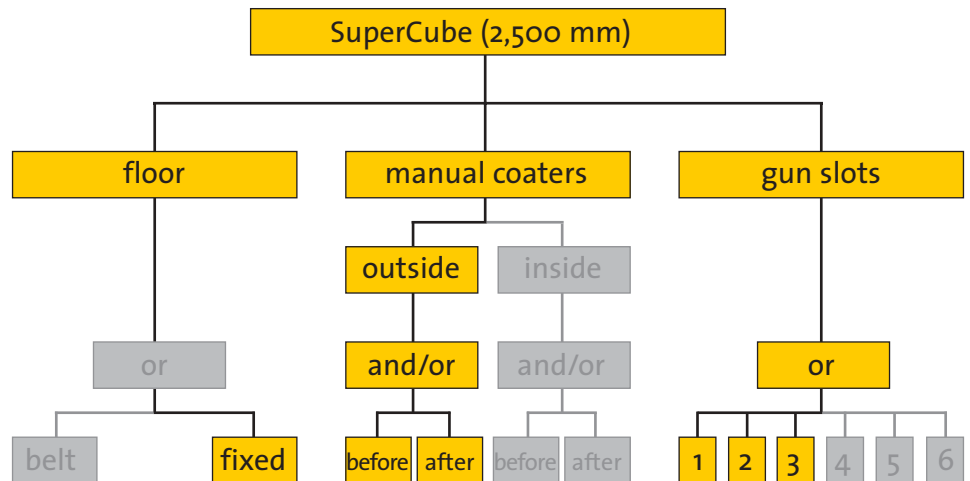


The super fast colour-changing concept

Modular construction of the peripheral systems

The Wagner plastic booths allow all current system components to be combined. All components are replaceable and can be integrated 100 % into the Wagner module concept.



Optimising production

The decision on which booth is ideal for which requirement depends of course on the various individual requirements and processes. Thanks to the high level of flexibility and variability of the Wagner systems, it is possible to adapt them to suit all customer requirements.

The practical powder supply for multi-colour operation

- Powder circulation operation
- 2 vibration tables for light/dark operation, optional
- Simple operation through a control panel
- Option of integral powder extraction, 4,000 m³/h airflow
- Automatic fresh powder dosing with level monitoring

Technical data

SuperCube plastic booth	
Air extraction rate	12,000 m ³ /h - 20,000 m ³ /h
Work piece widths	600 mm, 800 mm, 1,000 mm
Work piece heights	1,400 mm - 2,200 mm
Bottom edge of work piece	from 900 mm
Internal length	2,500 mm
Manual coating	Before, after, before+after
Automatic slots	1-3 per side
Mono cyclone and after-filter	12,000 - 20,000 m ³ /h

Complementary system components for the powder circuit

- Mono cyclone
- After-filter systems
- Sieving machines
- Powder centres
- Cleaning accessories

Complementary system components for the powder application

- Control cabinets
- Automatic XL powder guns
- Manual powder units
- Movement technology
- Sensing and recording systems



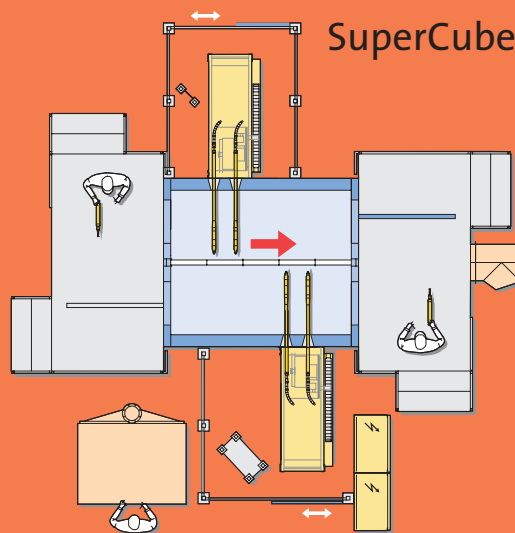
J. Wagner GmbH
 Otto-Lilienthal-Str. 18
 D-88677 Markdorf
 Tel.: +49 7544 505-0
 Fax: +49 7544 505-200

www.wagner-systems.com

SuperCube plastic booth: colour changes in minutes



Powder colour change possible in less than 5 minutes!



MINIMUM SPACE REQUIRED

SUPERFAST

FULLY AUTOMATIC AND MANUAL

WAGNER

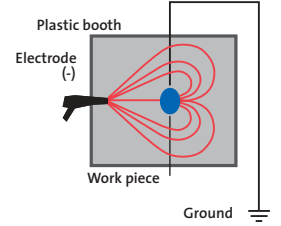
www.wagner-systems.com

Everything compact – the quickest cleaning times

From black to white in 4-5 minutes with 2 personnel – depending on equipment!

Whether fully automatic powder coating, or combined with pre- and/or after coating, SuperCube provides all the options. The optimal physics of the plastic sandwich construction ensures minimal powder adhesion to the walls and supports the best powder application onto the work piece.

Passivating electrode effect due to the sandwich construction



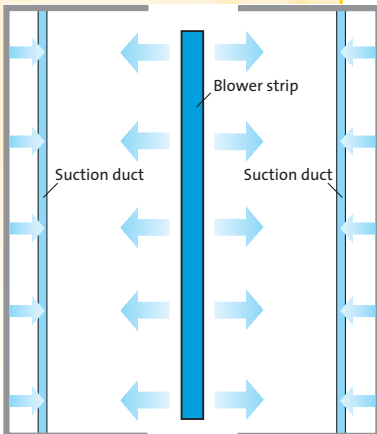
The ideal structural shape for powder coating

Compact, with no supporting frames and no pit excavation. Rectangular booth shape – also suited for horizontal gun arrangement. No powder deposits on the floor – super fast booth cleaning. Economical use of material. SuperCube combines these benefits, and:

- The option of pre- and after coating stands
- Blow-out device for the integral booth floor. This keeps the floor clean and blows the powder into the extraction slot

- The floor of the booth can be walked on, facilitating cleaning and maintenance work
- Excellent illumination of the booth and manual coating stands thanks to booth lighting integrated into the roof
- Extraction of over-spray on both sides throughout the length of the booth. This creates a uniform air speed and good coating
- High application effectiveness due to low booth floor and vertical airflow
- No powder deposits thanks to optimisation of the air flows in the extraction channels (Twister effect)

Fixed integral booth floor with blow-out device



Manual coating stands eliminate the need for an additional manual booth



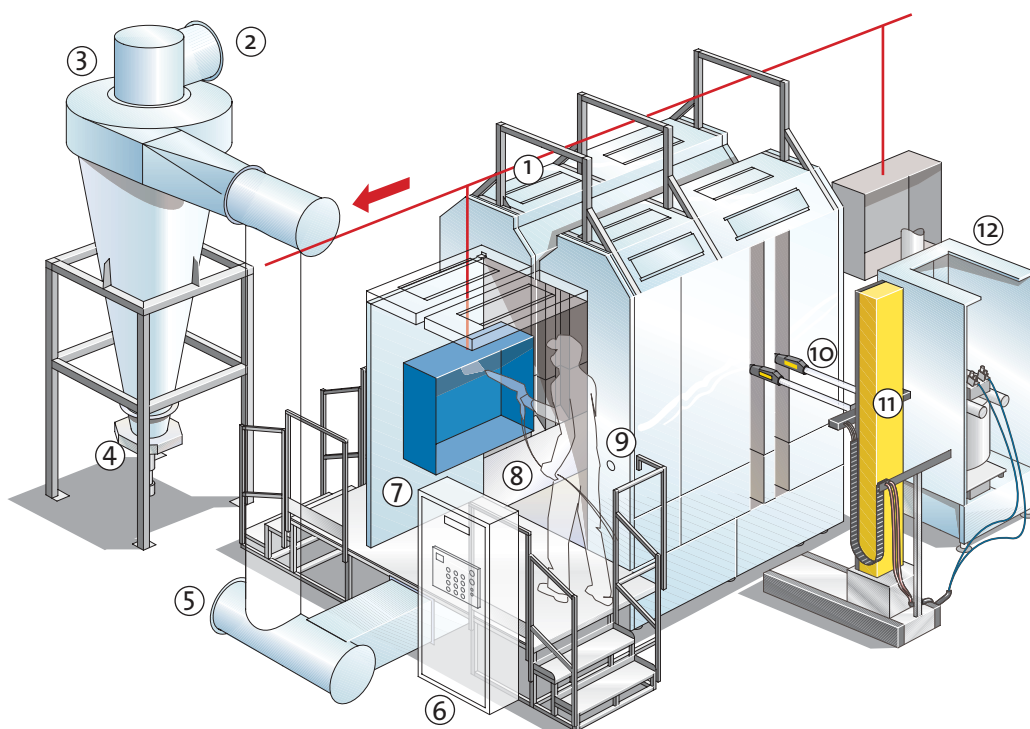
When planning the powder booth, the hand coating stands should also be taken into account. This makes the booth versatile in use.

- Manual coating stands possible at either end as an option
- The manual coating stand at the end has a hinged wall, which at the same time is used to shut off the flow line opening when changing the colour

- Manual coating stand also available with reversible stop (opening left or right)
- Each manual coating area has additional illumination
- Gun holder integrated into the booth wall



SuperCube – the fastest colour change times – the shortest belt stoppage times



Key

- | | |
|--------------------------------|---|
| ① Very good booth illumination | ⑧ External manual coating stand |
| ② To the after-filter | ⑨ Parking location for manual gun |
| ③ Cyclone | ⑩ Powder spray guns and blow-out device |
| ④ Powder recovery | ⑪ Reciprocator |
| ⑤ Self-cleaning suction system | ⑫ Powder centre |
| ⑥ Control cabinet | |
| ⑦ Reversible working direction | |

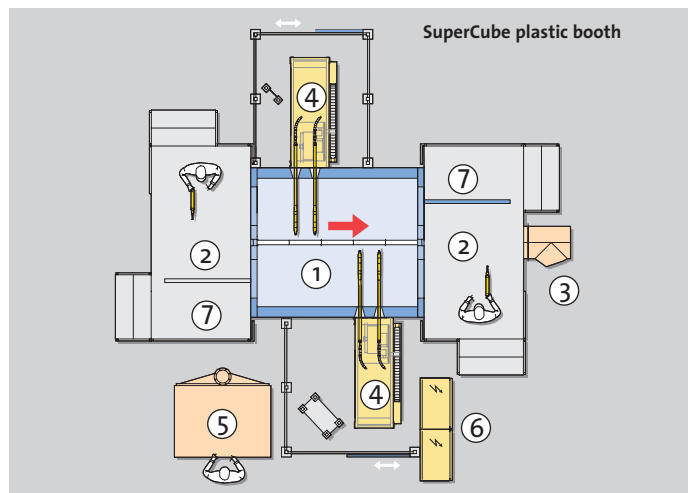
Note:
In practice, reciprocators are made safe with a barrier.

The minimum becomes the maximum

Less space required with higher performance and flexibility. The new SuperCube achieves the best utilisation of space so far in the field of plastic booths. The result is a greater production capacity on a smaller area, and with it a distinctly higher return on investment.

Compact construction:

- No pit required
- Bottom edge of work piece from 900 mm
- Integral conveyor guard panels prevent contamination of the conveyor and allow short hook lengths
- Low conveyor level



- Optimises the production run by avoiding gradients and minimising work-piece spacing
- Space-saving pipe installation for powder recovery

Key

- | | |
|--|-------------------------------|
| ① Fixed floor with blow-out device | ⑤ Powder centre |
| ② External manual coating stand | ⑥ Control cabinet |
| ③ Extraction for the cyclone | ⑦ Click-clack door (optional) |
| ④ Automatic reciprocators with automatic powder guns | |